




WHY STAMPS?





An explanation of why we use postage stamps. Ask an adult or older sibling for help if needed. Use a pencil or pen and follow directions.

1) This is a postage stamp.




2) We put stamps on packages and letters to send them to people and places.



 Circle the stamps above.

3) It costs _____ ¢ to mail a letter in the United States today.



Count the value of the coins.

Write your answer in the blanks above.



25¢ + 25¢ + 5¢ = ?

Can you name the coins?


4.) Why do we have to buy stamps to mail letters and packages?

Who are these people at right? They are letter carriers. They deliver the mail. Do they do this for free? _____ It is their job.



The United States Postal Service, USPS, pays them to deliver mail. Mail carriers deliver the mail to your house or apartment, and businesses across the United States. Everyone receives mail!

When we buy a stamp and put it on a letter or package, it proves we have paid for it to be delivered. Today it costs 55¢ to send a letter to someone who lives anywhere in the United States or on a US military base around the world.

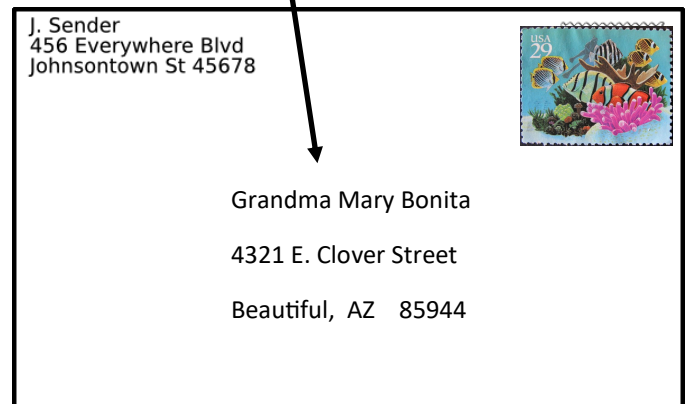


5) How does the mail carrier know where to deliver the letter? They read the address.

Circle the complete address.

The address includes:

Name of the person you are sending it to,
Street number and name,
City, State, Zip Code



6) Below are some types of transportation the postal carriers use to deliver mail. Draw lines from the words to the pictures.


Train

Truck

Car

Airplane

Walking



7) When we send a letter or package we put our address in the top left corner. It is called a return address. If you send a letter and the mail carrier can't find that address or the person has moved away, the mail will be returned to you.

○ Circle the return address.

The return address includes:

Name of the person who sent it,
Street number and name,
City, State, and Zip Code


Prince Albert
5467 N. Royal Way
Butterfly, AZ 85773



Favored Recipient
123 Somewhere Place
Worcestershireville, ST
32133-5555

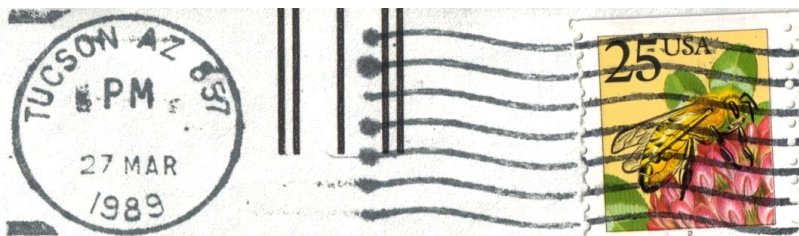
8) The postmark shows which city and state it was mailed from and the date it was mailed.


The postmark is round and today it is often printed by a computer.

Circle the postmark above on the  envelope.



Ink is used to cancel the stamps. The ink should touch part of the stamp. It can be wavy lines, or words, or any sort of ink that touches or covers the stamp. The cancel shows the stamp has been used. Can we use the stamp again once its been cancelled?
_____ The answer is no. We pay for delivery of mail we send by putting on new stamps each time.



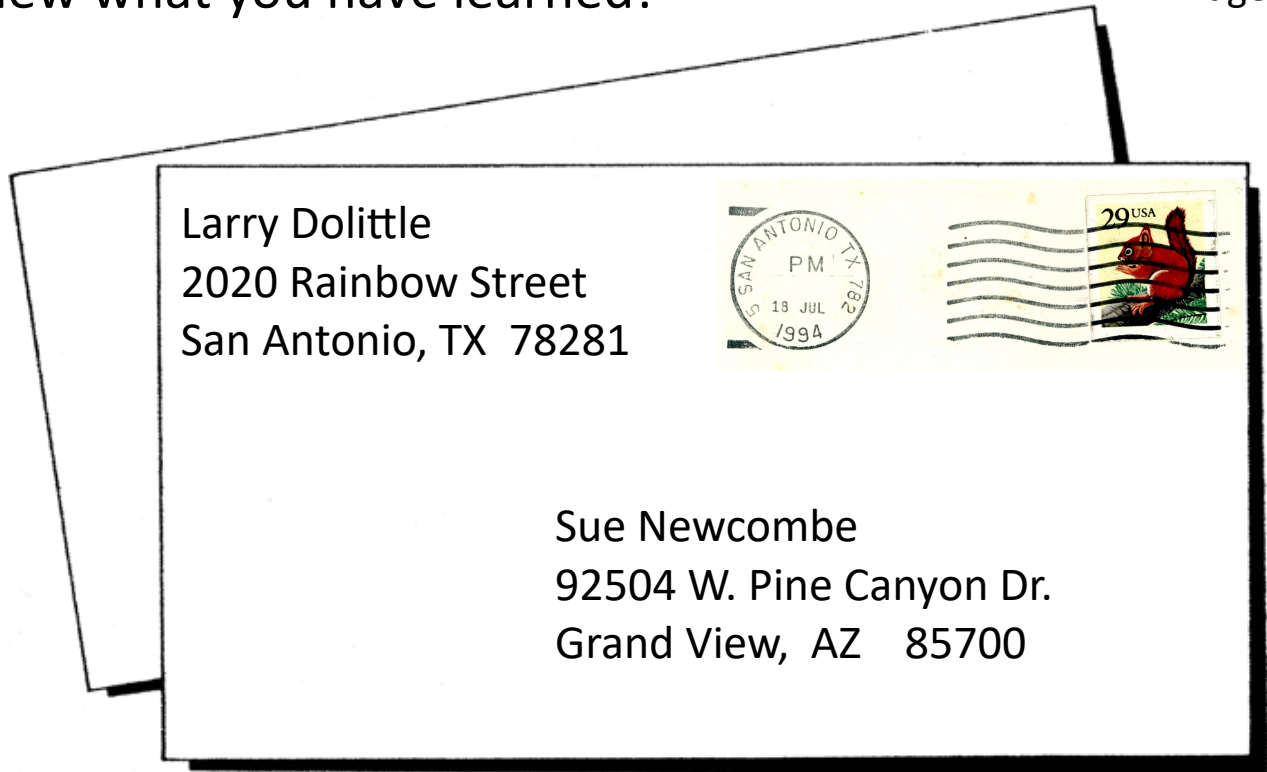
 Circle the whole cancel at left.

Looking at the postmark above answer the questions.

a.) What city was the letter mailed from? _____

b.) What state is the city in? _____

c.) What month and year was it mailed? _____



Say the underlined words out loud when you point to them on the picture above. Point with your finger to the stamp, postmark, and cancel. Point to the address. Point to the return address.

Circle the correct answers by looking at the picture above.

- 1.) The picture on the stamp is a: a.) dog b.) bird c.) squirrel
- 2.) The letter was sent to: a.) Antonio b.) Sue c.) Larry
- 3.) The address shows that the letter was sent to which state?
a.) New York (NY) b.) Arizona (AZ) c.) Texas (TX)
- 4.) The name of the person who sent it is: a.) Larry b.) Sue c.) Deb
- 5.) Has the stamp been cancelled? Yes or No
- 6.) The letter was mailed in what year? a) 2020 b.) 1994 c.) 1931
- 7.) The letter was sent from which state?
a.) Texas (TX) b.) New Mexico (NM) c.) Arizona (AZ)

Why Stamps?

Answer Key

- 3.) 55 cents , two quarters and a nickel
- 4.) Page 2 NO
- 8.) Page 4 NO
 - a.) Tucson
 - b.) Arizona
 - c.) March 1989

REVIEW QUIZ page 5

- 1.) c
- 2.) b
- 3.) b
- 4.) a
- 5.) Yes
- 6.) b
- 7.) a

The next lesson is

WHY COLLECT STAMPS?

Learn about why and when stamps were created and how different countries identify their stamps.

It also features Queen Victoria, Sir Roland Hill, and the word “philately.”

